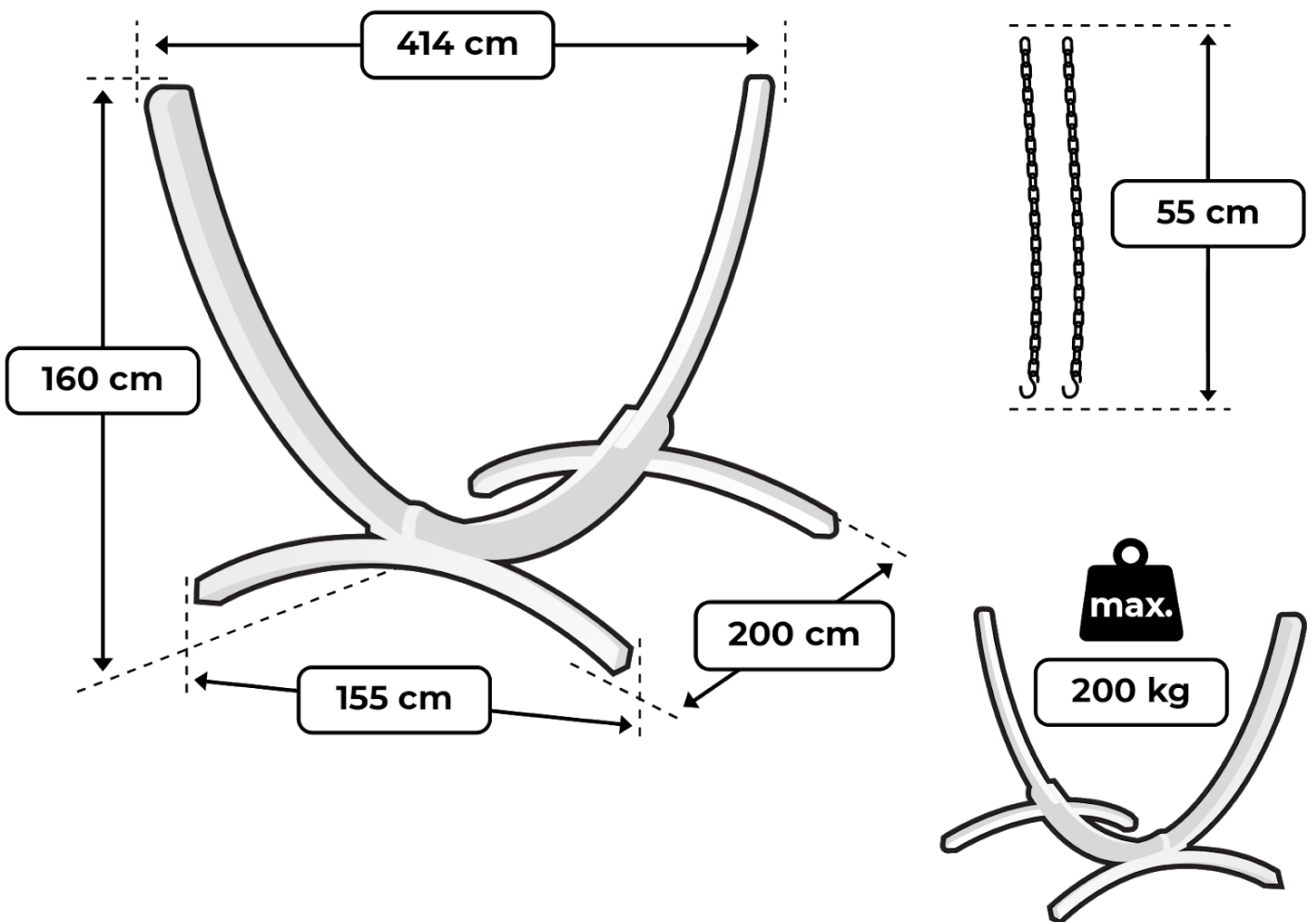


Relax with a good feeling!

Thanks for your purchase, you're awesome!

Did you know that we donate 1% of your purchase to plant trees worldwide? 🌴🌴

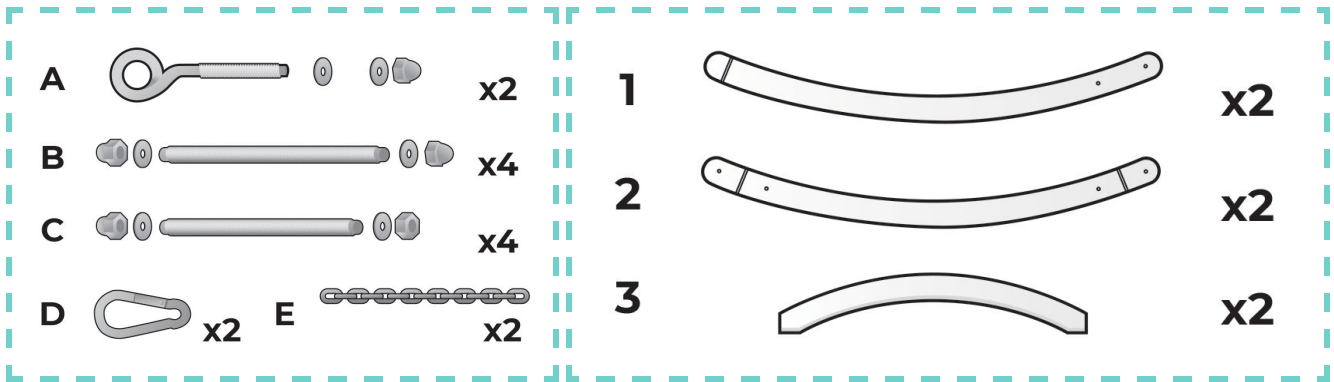
Tropilex® Hammock-stand 'Larch' Family



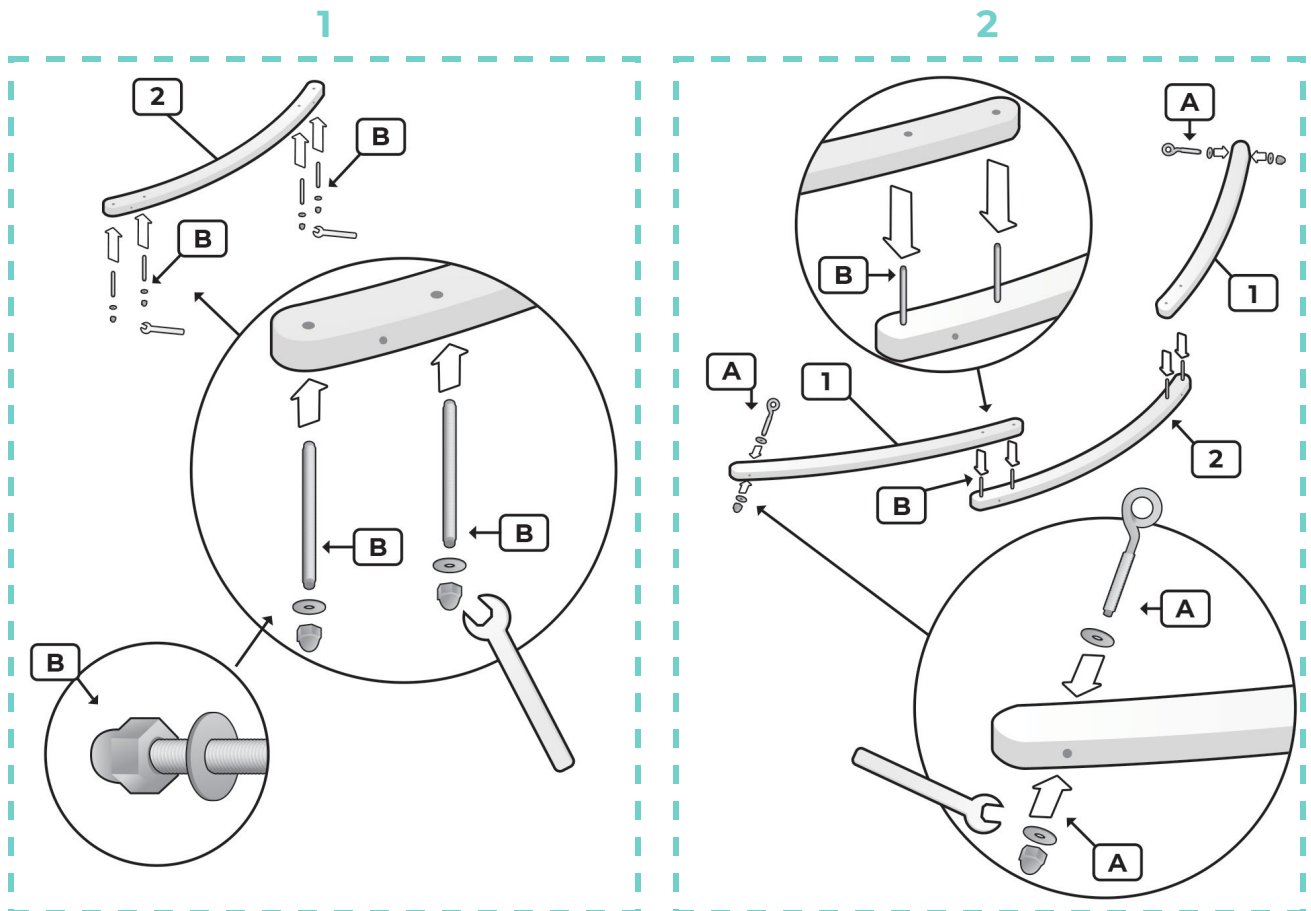
Assembly instructions

Before you can start relaxing you have to invest 10 minutes of time and some sweat to assemble the hammock-stand. We are sorry for that. 😎

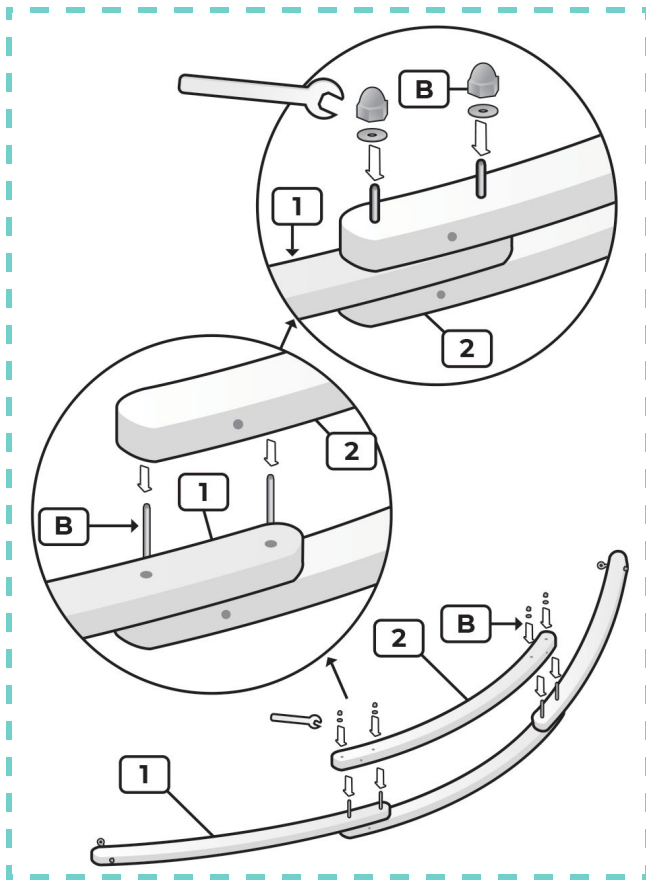
Take a look at the parts list...



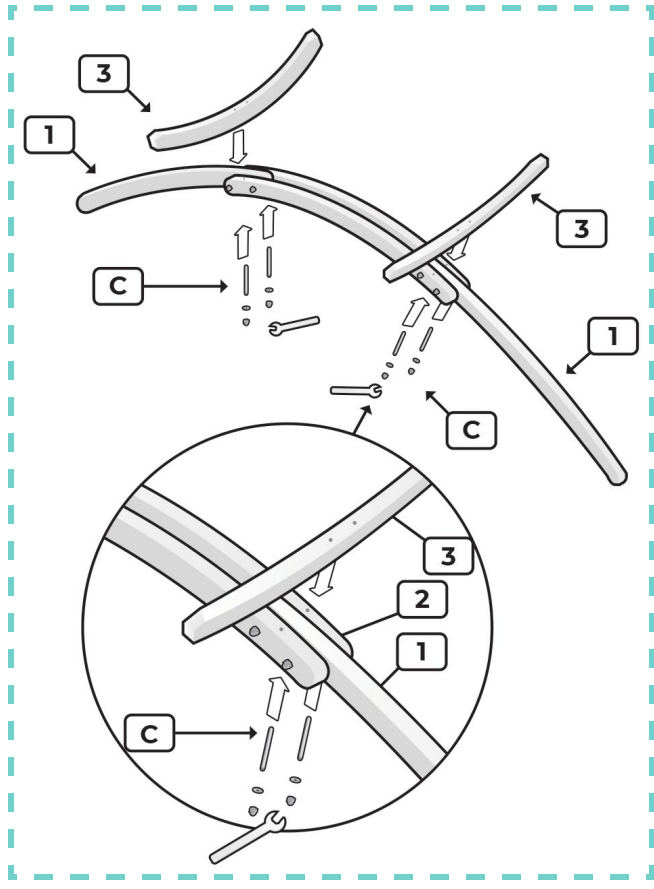
And now, let's put it together...



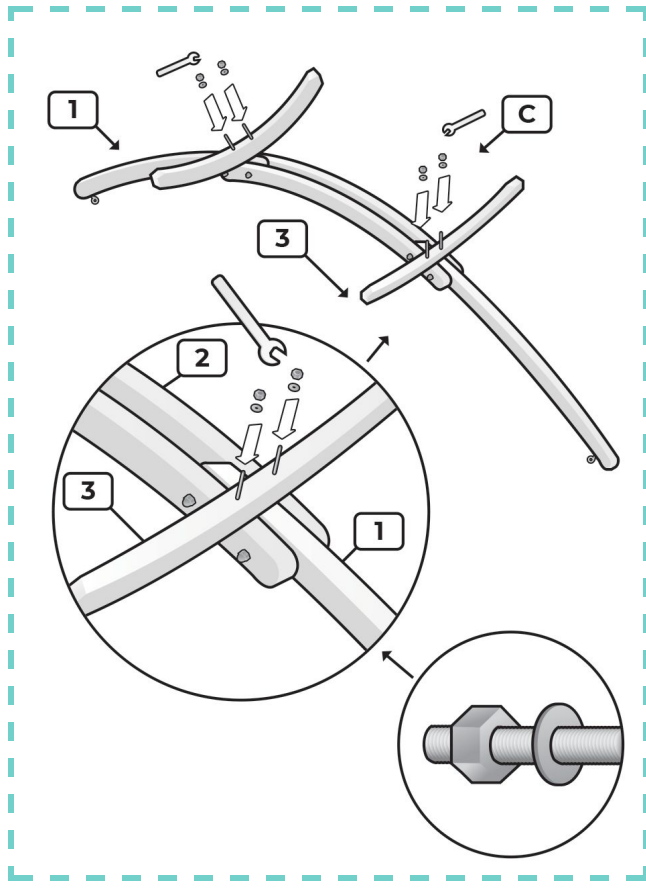
3



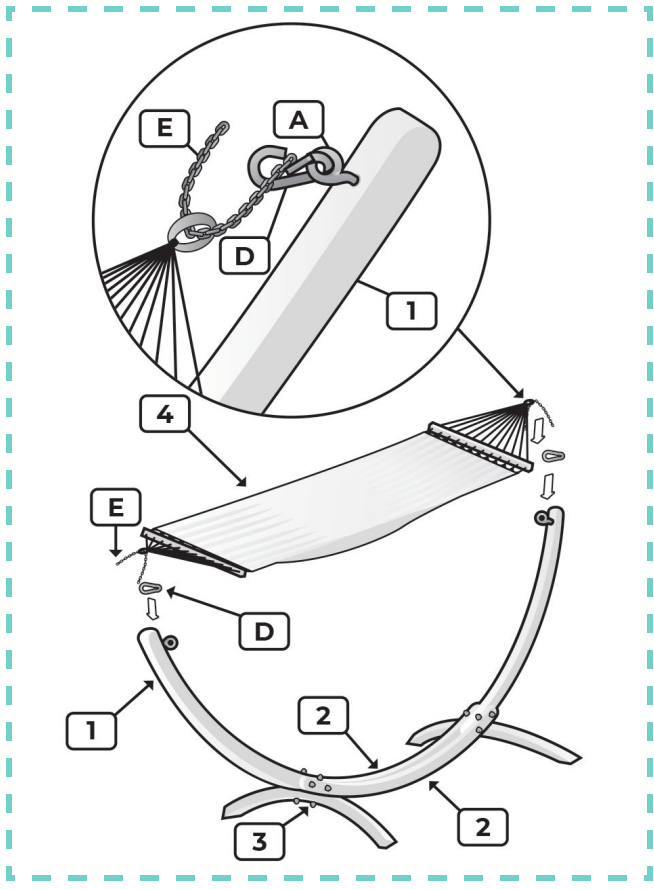
4



5



6



Cleaning & Maintenance

Of course you want to enjoy your stand as long as possible. That's why we advise you to store it dry in autumn/winter and protect it from extreme weather.

Cleaning

The cleaning of stand can be done just with a mild soapy water. Wet the stand well, because then the pores of the wood will open and it will be better cleaned.

Is the stand really dirty? Then use a soft brush and wood cleaner. Wood cleaner contains special ingredients that remove algae and moss better. Do not use a high-pressure cleaner! This will damage the wood.

Extra protection

The hammock stand will age over time: it will become grey. By treating them (after cleaning), you can prevent or remedy this process. You can treat the stand with oil, stain or lacquer. It is often useful to first sand the stand lightly so that the treat you use adheres better.

Oil

Oil ensures that the wood does not dry out and retains its natural appearance. Oil absorbs well into the wood and it protects the wood from the inside out. Also it's easy to update. Our preferred solution.

Stain

Stain is also an agent that penetrates the wood and protects your stand against different weather conditions. You can buy stain in different colours, so you can immediately give your stand a different look.

Lacquer

Lacquer provides an extra layer on the wood that protects against the weather and makes the stand easier to clean. The disadvantage of lacquer is that it can crack.

Important notices

Familiarise yourself with the product before using it for the first time. In addition, please carefully refer to the operation instructions and safety advice below. Only use the product as instructed and only for the indicated field of application. Keep these instructions in a safe place. If you pass the product on to anyone else, please ensure that you also pass on all the documentation with it.

Intended use

This stand is suitable for hammocks. Use it with an hammock as a lying surface for adults and youngsters age 12 year and up. Do not exceed the maximum weight capacity. This product is intended for personal use only, not for commercial use.

Safety notice

This item is not a toy. Please keep out of the reach of children.

The stand must be assembled by adults. Improper assembly may result in risk of serious injury.

No liability is assumed for accidents due to improper use and failure to observe these safety instructions.

Before you lie down

Regularly check the bolts and nuts to ensure they are still tight enough. By rocking or regularly (dis)assembling, they can become loose.

Inspect the hammock for wear and friction damage to the surface of the ropes and any connectors. Never use a damaged hammock.

Always sit in the middle of the hammock before you slowly lay down. Never sit down at the edges because the stand can tip over. You will be most comfortable lying diagonally in a the hammock. Most hammocks will stretch by 5 - 15% in use.

Gently rocking in your hammock is possible with this hammock-stand. But never do it too wild because the stand can tip over. Maximum oscillating range is 15°.

Warranty

The warranty for this product is 1 year from the date of purchase. Should this product show any fault in materials or manufacture within 1 year we will repair or replace it. The warranty applies to defects in material or manufacture. This warranty does not cover product parts subject to normal use or weather.